









THE ELEMENT GUIDE TO PIPE & DRAPE PLANNING CHART

MEASURE. CALCULATE. CREATE THE PERFECT LOOK.

1. MEASURE WIDTH	2. CHOOSE FULLNESS (For 10' Width)	3. CALCULATE PANELS (Panel Width = 5')	4. DETERMINE HEIGHT	5. ORDER HARDWARE	6. INSTALL & ADJUST	7. ENJOY THE LOOK
 <p>Measure the total linear distance you need to cover.</p>	<p>LOW (1x) Taut Look</p>  <p>10' of fabric (1 panel) Limited budget</p>	<p>STANDARD (1.5x - 2x) Pleated Look</p>  <p>15' - 20' of fabric (1.5 - 2 panels) Most popular</p>	<p>HIGH (2x+) Very Full Look</p>  <p>20'+ of fabric (2+ panels) Luxurious & thick</p>	<p>UPRIGHTS CROSSBARS (TELESCOPIC) BASES DRAPE PANELS</p>  <p>Complete your setup with all components.</p>	 <p>Hang panels and adjust for even pleats and puddle.</p>	 <p>A beautiful backdrop creates the perfect impression.</p>

FULLNESS REFERENCE GUIDE (FOR 10' WIDTH)			
FULLNESS LEVEL	FABRIC NEEDED (FOR 10' WIDTH)	PANELS (5' EACH)	BEST FOR
LOW (1x)	10' of fabric	1 panel	Limited budget, backdrops, basic coverage
STANDARD (1.5x)	15' of fabric	1.5 panels	Most events, weddings, formal occasions
STANDARD (2x)	20' of fabric	2 panels	Premium look, most common choice
HIGH (2x+)	20'+ of fabric	2+ panels	High-end events, backdrops, drama

EXAMPLE CALCULATION (20-FOOT BACKDROP)			
WIDTH TO COVER	20 Feet	CHOSEN FULLNESS	Standard (2x)
FABRIC NEEDED	20' x 2 = 40 Feet	PANEL WIDTH	5 Feet
PANELS REQUIRED	40' ÷ 5' = 8 Panels	RESULT: USE 8 PANELS FOR A 12' HIGH, 20' WIDE AREA.	
 <p>LENGTH TIP: For a 10'-16' high backdrop, use 12'-18' drapes to allow for puddling.</p>			

IMPORTANT TIPS	
LENGTH	For a 10'-16' high backdrop, use 12'-18' drapes to allow for puddling.
OPACITY	Use heavier fabrics like velour for backdrops or double-layer sheer for a premium look.
SPACING	A 100ft run of drape can be broken into 10-foot sections for easier planning, requiring 4 - 6 panels per section.
FABRIC CHOICE	Consider texture, weight, and color to match your event design.
PLAN AHEAD	Measure accurately and order early to ensure availability and perfect fit.



ELEMENT
EVENT SOLUTIONS

Thoughtful planning. Elevated experiences.
WE BRING IT ALL TOGETHER.